

Regd. Office & Works :

Shirol, Dist. : Kolhapur - 416 103

Maharashtra. (India)

Tel. : 00-91-2322-661500

Fax : 00-91-2322-661546

E-mail: kpt.ho@kpt.co.in

www.kpt.co.in

CIN - L29130MH1976PLC019147



KPT/SECR/STEX/16-17

www.listing.bseindia.com

11th November, 2016

BSE Limited

Corporate Relationship Department

2nd Floor, New Trading Ring,

P.J. Towers, Dalal Street.

MUMBAI 400 001

Dear Sir,

Sub :- Unaudited Financial Results for the Quarter ended on 30th September, 2016.

Pursuant to Regulation 30 of SEBI (Listing Obligations and Disclosure Requirements) Regulations, 2015, we are enclosing herewith the Unaudited Financial Results for the quarter ended on 30th September, 2016.

The said results have been approved & taken on record by the Board of Directors in its meeting held on 11th November, 2016.

Thanking you,


Yours faithfully,

For Kulkarni Power Tools Ltd.,

Mahesh Bhav

Compliance Officer

Encl :- a/a.



Kulkarni Power Tools Ltd.,

Regd. Office : Shirol - 416 103, Dist. Kolhapur


Tel: (02322) 661500 Fax (02322) 661546

CIN: L29130MH1976PLC019147

Un-audited Financial Results for the quarter ended on 30th September, 2016


(Rs. In lacs)

Sr. No.	Particulars	Quarter Ended On			Half Year Ended on		Year Ended On
		30-09-16	30-06-16	30-09-15	30-09-16	30-09-15	31-03-16
		(Un-audited)	(Un-audited)	(Un-audited)	(Un-audited)	(Un-audited)	(Audited)
1	a) Net Sales / Income from Operations (Net of Excise Duty)	1795	1550	1436	3345	2861	6505
	b) Other Operating Income	22	22	12	44	30	60
	Total income from Operations (Net)	1817	1572	1448	3389	2891	6565
2	Expenditure:						
	a) Cost of Materials Consumed	615	774	482	1389	1081	2779
	b) Purchase of Stock in Trade	166	180	422	346	564	827
	c) (Increase) / Decrease in Inventories of Finished Goods, Stock in Trade and Work in Progress	198	(123)	(17)	75	65	323
	d) Employees Benefit Expense	263	263	232	526	461	979
	e) Depreciation and Amortisation Expense	91	92	95	183	186	374
	f) Other Expenses	423	411	377	834	755	1664
	Total Expenditure	1756	1597	1591	3353	3112	6946
3	Profit / (Loss) from Operations Before Other Income, Finance Cost and Exceptional Items (1 - 2)	61	(25)	(143)	36	(221)	(381)
4	Other Income	6	8	4	14	9	22
5	Profit / (Loss) Before Finance Cost and Exceptional items (3 + 4)	67	(17)	(139)	50	(212)	(359)
6	Finance Cost	108	112	116	220	226	452
7	Profit / (Loss) after Finance Cost but Before Exceptional Items (5 - 6)	(41)	(129)	(255)	(170)	(438)	(811)
8	Exceptional Item Industrial Promotion Subsidy Received	-	24	-	24	54	54
9	Profit / (Loss) from ordinary activities Before Tax (7 + 8)	(41)	(105)	(255)	(146)	(384)	(757)
10	Tax Expense	(15)	(15)	(12)	(30)	(18)	(41)
11	Net Profit / (Loss) from ordinary activities After Tax (9 - 10)	(26)	(90)	(243)	(116)	(366)	(716)
12	Extra-ordinary Item (Net of Tax)	-	-	-	-	-	-
13	Net Profit / (Loss) for the period	(26)	(90)	(243)	(116)	(366)	(716)
14	Paid up Equity Share Capital (face value Rs. 5/- each)	170	170	170	170	170	170
15	Reserve Excluding Revaluation Reserves as per Balance Sheet of previous accounting year	1590	1590	2306	1590	2306	2306
16	i Basic & diluted EPS for the period Before extra ordinary items (Not annualised)	(0.76)	(2.65)	(7.15)	(3.41)	(10.76)	(21.05)
	ii Basic & diluted EPS for the period After extra ordinary items (Not annualised)	(0.76)	(2.65)	(7.15)	(3.41)	(10.76)	(21.05)



Segmentwise Revenue, Results and Capital Employed

Sr. No.	Particulars	(Rs. In lacs)					
		Quarter Ended On			Half Year Ended on		Year Ended On
		30-09-16	30-06-16	30-09-15	30-09-16	30-09-15	31-03-16
		(Un-audited)	(Un-audited)	(Un-audited)	(Un-audited)	(Un-audited)	(Audited)
1	Segment Revenue						
	a) Power Tools	1425	1190	1032	2615	2179	5034
	b) Blowers	325	311	365	636	627	1394
	c) Windmills	45	49	39	94	55	77
	Total	1795	1550	1436	3345	2861	6505
	Less : Inter Segment Revenue	-	-	-	-	-	-
	Net Sales / Income from operations	1795	1550	1436	3345	2861	6505
2	Segment Results - Profit /(Loss) before tax & interest from each segment						
	a) Power Tools	85	(11)	(122)	74	(136)	(213)
	b) Blowers	11	27	49	38	58	138
	c) Windmills	26	29	19	55	16	(3)
	Total	122	45	(54)	167	(62)	(78)
	Less:-						
	i) Interest	108	112	116	220	226	452
	ii) Other un-allocable expenditure	61	69	88	130	159	303
	Add :-						
	i) Un- allocable income	6	7	3	13	9	22
	Profit / (Loss) Before Exceptional Items	(41)	(129)	(255)	(170)	(438)	(811)
	Exceptional Item						
	Industrial Promotion Subsidy Received	0	24		24	54	54
	Profit / (Loss) Before Tax	(41)	(105)	(255)	(146)	(384)	(757)
3	Capital Employed (Segment Assets - Segment Liabilities)						
	a) Power Tools	3943	4199	5013	3943	5013	4404
	b) Blowers	897	929	1037	897	1037	956
	c) Windmills	640	594	650	640	650	587
	d) Unallocated assets less liabilities	450	475	480	450	480	507
	Total	5930	6197	7180	5930	7180	6454



Statement of Assets & Liabilities


(Rs. In lacs)

Sr.	Particulars	As on	
		30.09.2016	30.09.2015
		Un-audited	Un-audited
A	EQUITY AND LIABILITIES		
1)	Shareholders Funds		
	a) Share Capital	170	170
	b) Reserves & Surplus	1799	2264
	Sub-total - Shareholder's Funds	1969	2434
2)	Non Current Liabilities		
	a) Long-term Borrowings	1280	1634
	b) Deferred Tax Liabilities (Net)	250	304
	c) Other Long-term Liabilities	31	29
	d) Long-term Provisions	146	128
	Sub-total - Non-current Liabilities	1707	2095
3)	Current Liabilities		
	a) Short-term Borrowings	2020	2406
	b) Trade Payables	1344	887
	c) Other Current Liabilities	950	879
	d) Short-term Provisions	68	69
	Sub-total - Current Liabilities	4382	4241
	Total Equity and Liabilities	8058	8770
B	ASSETS		
1)	Non Current Assets		
	a) Fixed Assets		
	i) Tangible Assets	3042	3352
	ii) Intangible Assets	13	18
	iii) Capital Work in Progress	53	63
	b) Non Current Investments	13	13
	c) Long-term Loans and Advances	60	58
	d) Other Non Current Assets	55	40
	Sub-total - Non-current Assets	3236	3544
2)	Current Assets		
	a) Inventories	1926	2350
	b) Trade Receivables	2306	2089
	c) Cash and Bank Balances	199	257
	d) Short-term Loans and Advances	362	511
	e) Other Current Assets	29	19
	Sub-total - Current Assets	4822	5226
	Total Assets	8058	8770

Notes:

- The above results have been reviewed by the Audit Committee in its meeting held on 11th November, 2016 and the same were approved and taken on record by the Board of Directors at its meeting held on
- During the quarter, no investor complaint was received. There was no complaint pending for redressal at the beginning / end of the quarter.
- Tax Expense includes Current Tax, Deferred Tax and MAT Credit Entitlement if any.
- The Limited Review of the financial results for the quarter ended 30th September, 2016 has been carried out by Statutory Auditors.
- Figures for previous year / period have been regrouped where necessary.

Place: Mumbai
Date : 11/11/2016



By order of the Board of Directors
For Kulkarni Power Tools Ltd.,

Prakash Kulkarni
Vice Chairman & Managing Director
DIN No.00052342

Kulkarni Power Tools Ltd.,

Regd. Office : Shirol - 416 103, Dist. Kolhapur

Tel: (02322) 661500 Fax (02322) 661546

CIN: L29130MH1976PLC019147

Unaudited Financial Results for the quarter ended on 30th September, 2016


Particulars	Quarter ended on		Year ended on
	30-09-16	30-09-15	31-03-16
Total Income from operations (Net)	1817	1448	6565
Net Profit / (Loss) from ordinary activities after tax	(26)	(243)	(716)
Net Profit / (Loss) for the period after tax (After Extraordinary items)	(26)	(243)	(716)
Equity Share Capital (Face Value of Rs. 5/- each)	170	170	170
Reserves (Excluding Revaluation Reserve as shown in the Balance Sheet of previous year)	1590	2306	2306
Earnings per Share (before extraordinary items) (of Rs. 5/- each)			
Basic	(0.76)	(7.15)	(21.05)
Diluted	(0.76)	(7.15)	(21.05)
Earnings per Share (after extraordinary items) (of Rs. 5/- each)			
Basic	(0.76)	(7.15)	(21.05)
Diluted	(0.76)	(7.15)	(21.05)

Note: The above is an extract of the detailed format of Quarterly Financial Results filed with the Stock exchange under Regulation 33 of the SEBI (Listing obligations and Disclosure Requirements) Regulations, 2015. The full format of the Quarterly Financial Results are available on the Stock Exchange websites and Company's website.(www.kpt.co.in)

Date : 11/11/2016
Place : Mumbai



For Kulkarni Power Tools Ltd.,


Prakash Kulkarni
Vice Chairman & Managing Director
DIN No.00052342